



Tobler[®]

MATO 2 Facade scaffolding

2024



Deutsches
Institut
für
Bautechnik

DIBt

Z-8.1-967

CE
0769



Swiss Engineering.
Swiss Technology.

MATO 2 Facade scaffolding

The scaffolding for nooks and crannies.

The established and very popular MATO2 lightweight scaffolding system provides a particularly high degree of flexibility.

MATO2 shows its greatest strength in round buildings and angled floor plans. Brackets, intermediate decks, and other accessories can be assembled in seconds and without the need for any tools.



MATO 2 Facade scaffolding

Functions like modular scaffolding.



The modular scaffolding function

The core of the DIBt-certified system consists of discs that are vertically spaced at 50 cm intervals. They allow for connections in four directions. The system can be supplied and combined in widths of 95 or 65 cm.

The facade scaffolding with a modular scaffold function, which has expanded and been optimised over the years, is a pleasure to use, especially for roofers and metalworkers. Whether facade or roof, old building or new: MATO2 is compact, light, flexible, and fast.



For great heights

Choose the standard steel frame with 2,7 mm wall thickness or the aluminum frame with 4 mm wall thickness. Heights of up to 120 m are achievable with the steel version. With the aluminium version it is up to 66 m.

Your advantages at a glance



- Modularity: Connections in 4 spatial directions
- Faster construction due to fast hanging of the railings and low weight
- Great flexibility thanks to a wide range of accessories
- Maximum safety EN 12810/12811
- DIBt certification no. Z-8.1-967
- Weight and handling advantages during transport and storage
- System available as frame or post/transom scaffolding



Products marked with a tick are certified by the German Institute for Building Technology (DIBt). Products marked with an arrow are in the approval process at the time of printing the catalogue. We will be happy to inform you whether approval has since been granted.



MATO 2 Facade scaffolding

The perfect solution for every corner.



MATO 2 Facade scaffolding

Best quality for your scaffolding from A to Z.



Scaffolding frame	6 – 8
Guardrail posts	9
Double guardrail	10 – 11
The fastest advance guardrail	12
Extras for additional safety and flexibility	13 – 15
Brackets	16 – 17
Securely mounted on concrete	18 – 19
All decks certified for tinsmith aisle	20 – 23
Stairs	24 – 27
Weather protection	28 – 29
Toe board	30 – 31
<hr/>	
360° competence for your scaffolding	32
Ordering and financing	33
Proven safety	34
Innovation since 1995	35
Experiencing service quality	36
Tobler Storage – Creating order more efficiently	37 – 39
MATO S – Safety accessories	40 – 43
MATO B – Construction devices	48 – 49
Tobler's products	47 – 47



MATO 2 Facade scaffolding

Scaffolding frame.

Scaffolding frame

- Made of steel
- Construction height 120 m
- Approval number DIBt Z-8.1-967
- Tube diameter 48,3 mm

Article no.	Width	Height	Weight	Wall thickness
2-211065 ✓	65 cm	65 cm	6,5 kg	2,7 mm
2-211100 ✓	65 cm	100 cm	8,9 kg	2,7 mm
2-211200 ✓	65 cm	200 cm	15,5 kg	2,7 mm
2-212100	65 cm	100 cm	10,9 kg	3,25 mm
2-212200	65 cm	200 cm	18,1 kg	3,25 mm

- Made of aluminum
- Construction height 66 m

Article no.	Width	Height	Weight	Wall thickness
2-110100	65 cm	100 cm	4,9 kg	4,0 mm
2-110200	65 cm	200 cm	8,1 kg	4,0 mm

Push-on spigot

- Made of steel
- For MATO2 scaffolding frame
- Tube diameter 48,3 mm

Article no.	Length	Weight
2-214201 ✓	28,9 cm	2,3 kg



2-211065



2-211100




2-211200



2-214201

MATO 2 Facade scaffolding

Scaffolding frame.



Scaffolding frame

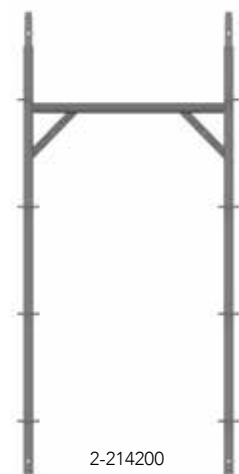
- Made of steel

Article no.	Width	Height	Weight	Wall thickness
2-214100	95cm	100cm	12,6kg	3,25mm
2-214200	95cm	200cm	20,6kg	3,25mm

Info: Wall thicknesses (steel/aluminum) can be mixed; further information can be found in the instructions for assembly and use.



2-214100



2-214200

- Made of steel

Article no.	Width	Height	Weight	Wall thickness
2-209100	40cm	100cm	8,4kg	2,7mm
2-209200	40cm	200cm	15,0kg	2,7mm



2-209100



2-209200

MATO 2 Facade scaffolding

Scaffolding frame.

Base frame

- To support the first scaffolding frame
- Made of steel
- Tube diameter 48,3mm

Article no.	Width	Height	Weight	Wall thickness
2-216065 ✓	65 cm	40 cm	6,7 kg	3,25 mm
2-216095	95 cm	40 cm	7,6 kg	3,25 mm
2-216130	130 cm	40 cm	10,9 kg	3,25 mm



- Made of steel

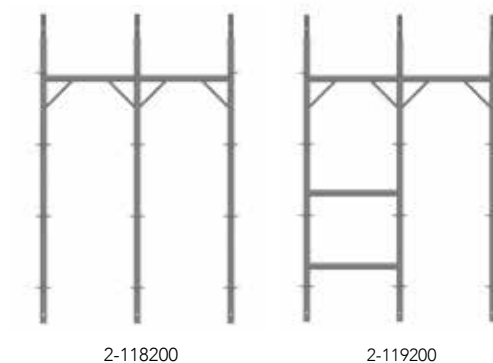
Article no.	Width	Height	Weight
2-209040	40 cm	40 cm	5,9 kg



Stair frame

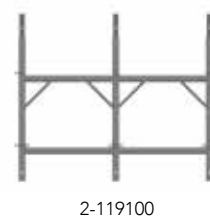
- Made of aluminum
- For staircase towers and rolling scaffolding
- Construction height 66 m
- Tube diameter 48,3mm

Article no.	Width	Height	Weight	Wall thickness
2-118200	130 cm	200 cm	12,9 kg	4,0 mm



- With end panel

Article no.	Width	Height	Weight	Wall thickness
2-119100	130 cm	100 cm	9,3 kg	4,0 mm
2-119200	130 cm	200 cm	14,6 kg	4,0 mm



MATO 2 Facade scaffolding

Guardrail posts.




Guardrail posts

- Made of steel
- Tube diameter 48,3mm

Article no.	Height	Weight	Wall thickness
2-224050	50 cm	2,3 kg	3,25 mm
2-224100 ✓	100 cm	4,3 kg	3,25 mm
2-224200 ✓	200 cm	8,1 kg	3,25 mm
2-224300	300 cm	12,0 kg	3,25 mm
2-224400	400 cm	15,9 kg	3,25 mm

- Made of aluminum

Article no.	Height	Weight	Wall thickness
2-122050	50 cm	1,1 kg	4 mm
2-122100 ✓	100 cm	1,9 kg	4 mm
2-122200 ✓	200 cm	3,6 kg	4 mm
2-122300	300 cm	5,2 kg	4 mm
2-122400	400 cm	6,8 kg	4 mm



Base post

- To support the first scaffolding frame
- Made of steel
- Tube diameter 48,3mm

Article no.	Width	Height	Weight
2-223050	3,25 cm	50 cm	2,2 kg

- Made of aluminum
- Tube diameter 48,3mm

Article no.	Width	Height	Weight
2-123050	4,00 cm	50 cm	1,0 kg



MATO 2 Facade scaffolding

Double guardrail.

Guardrail

- Made of steel
- With diagonal bracing

Article no.	Length	Height	Weight
2-230100 ✓	100 cm	60 cm	4,4 kg
2-230125 ✓	125 cm	60 cm	5,3 kg
2-230150 ✓	150 cm	60 cm	6,0 kg
2-230200 ✓	200 cm	60 cm	7,6 kg
2-230250 ✓	250 cm	60 cm	9,0 kg
2-230300 ✓	300 cm	60 cm	10,2 kg



2-230250

- Made of aluminum
- With diagonal bracing

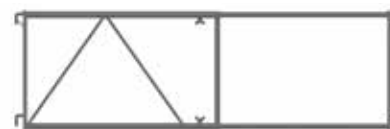
Article no.	Length	Height	Weight
2-130100	100 cm	60 cm	2,4 kg
2-130125	125 cm	60 cm	2,9 kg
2-130150	150 cm	60 cm	3,3 kg
2-130200	200 cm	60 cm	4,4 kg
2-130250	250 cm	60 cm	5,2 kg
2-130300	300 cm	60 cm	6,1 kg



2-130250

- Made of steel
- Adjustable

Article no.	Adjustable in cm	Weight
2-233180	110–180 cm	9,4 kg
2-233330	180–330 cm	17,3 kg



2-233180

Safety guardrail

- Made of aluminum
- With diagonal bracing
- With toe board


Article no.	Length	Height	Weight
2-132100	100 cm	100 cm	3,9 kg
2-132150	100 cm	150 cm	5,6 kg
2-132200	100 cm	200 cm	7,1 kg
2-132250	100 cm	250 cm	8,8 kg
2-132300	100 cm	300 cm	10,1 kg
2-132350	100 cm	350 cm	11,8 kg
2-132400	100 cm	400 cm	13,4 kg



2-132250

MATO 2 Facade scaffolding

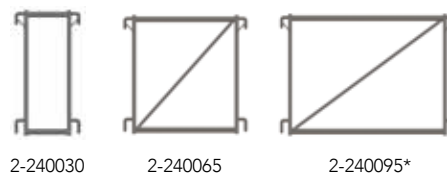
Double guardrail.



End railing

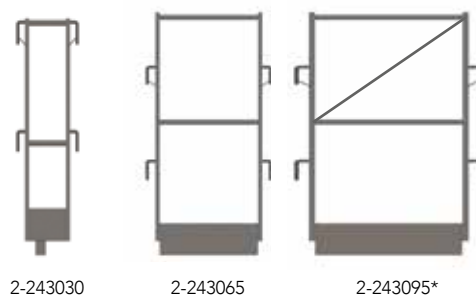
- Made of steel
- Marked violet RAL4008*

Article no.	Width	Height	Weight
2-240030	30 cm	50 cm	2,6 kg
2-240065 ✓	65 cm	50 cm	3,6 kg
2-240095*	95 cm	50 cm	4,5 kg



- Made of steel
- With toe board
- Marked violet RAL4008*

Article no.	Width	Height	Weight
2-243020	20 cm	100 cm	4,2 kg
2-243030 ✓	30 cm	100 cm	4,8 kg
2-243065	65 cm	120 cm	6,6 kg
2-243095*	95 cm	120 cm	7,2 kg



- Made of aluminum
- With end toe board

Article no.	Width	Height	Weight
2-143065 ✓	65 cm	120 cm	3,0 kg



MATO 2 Facade scaffolding

The fastest advance guardrail.

Leading guardrail

- Guardrail post
- Made of aluminum

Article no.	Length	Weight	Possible applications
1-131010 ✓	220 cm	5,9 kg	MATO 1, 2

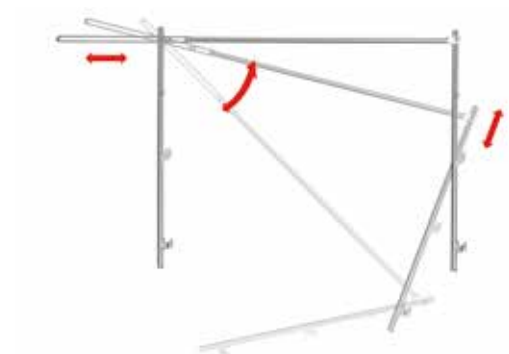
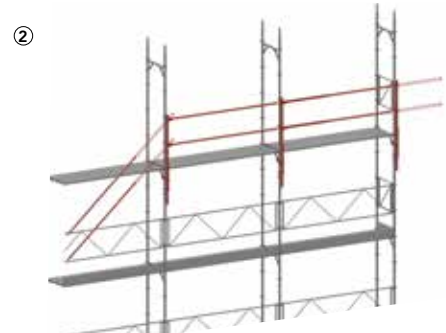
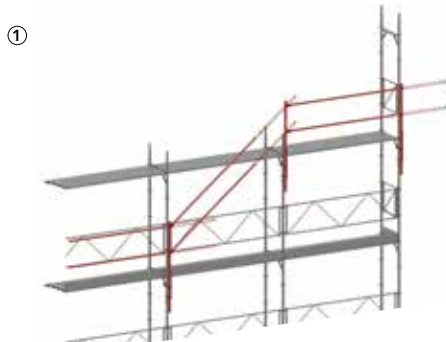


- Railing braces with patented strut
- Made of aluminum

Article no.	Length	Weight	Possible applications
S-135150 ✓	150 cm	3,4 kg	MATO 1, 8, 62 Ple, 65 Hün
S-135200 ✓	200 cm	3,6 kg	MATO 1, 8, 62 Ple, 65 Hün
S-135250 ✓	250 cm	3,8 kg	MATO 1, 8, 62 Ple, 65 Hün
S-135300 ✓	300 cm	4,6 kg	MATO 1, 8, 62 Ple, 65 Hün



Application example



MATO 2 Facade scaffolding

Extras for additional safety and flexibility.



Lattice girder

- Made of aluminum

Article no.	Length	Height	Weight
2-149100 →	100 cm	50 cm	10,5 kg
2-149125 →	125 cm	50 cm	13,0 kg
2-149150 →	150 cm	50 cm	14,5 kg
2-149200 →	200 cm	50 cm	14,9 kg
2-149250 →	250 cm	50 cm	17,4 kg
2-149300 →	300 cm	50 cm	19,2 kg
2-149400 →	400 cm	50 cm	23,6 kg
2-149500 →	500 cm	50 cm	27,8 kg
2-149600 →	600 cm	50 cm	32,1 kg
2-149700	700 cm	50 cm	36,5 kg
2-149750	750 cm	50 cm	39,0 kg



2-149100 – 2-149750

Platform support

- For lattice girder article no. 8-150...
- Made of steel

Article no.	Length	Weight
2-550065	65 cm	7,1 kg



2-550065

Double head

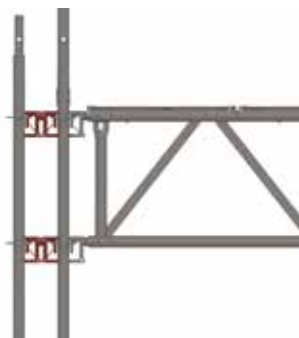
- Made of steel

Article no.	Weight
2-550096	1,9 kg



2-550096

Application example



Replacement hook for MATO 2 guardrails

- Made of aluminum

Article no.	Description
2-133402	Long
2-133403	Short

- Made of steel

Article no.	Weight
2-233402	Long
2-233403	Short
2-233401	Restraining catch



2-133402

MATO 2 Facade scaffolding

Extras for additional safety and flexibility.

Cross bracket / tie bar

- Made of steel, light version
- For platform support in intermediate heights
- For plugging-in (safety mandrels mandatory)
- With tube \varnothing 33,0 mm

Article no.	Length	Weight
2-244065	65 cm	1,6 kg

- With screw coupling on both sides (offset*)

Article no.	Length	Weight
2-245065	65 cm	3,1 kg
2-245066*	65 cm	3,4 kg

- With cast head

Article no.	Length	Weight
2-246022	22,5 cm	2,0 kg
2-246025	25,5 cm	2,1 kg
2-246036	30 cm	2,3 kg
2-246037	37,5 cm	2,4 kg
2-246040	40 cm	2,4 kg
2-246050	50 cm	2,7 kg
2-246065	65 cm	3,1 kg
2-246100	100 cm	4,0 kg
2-246125	125 cm	5,6 kg
2-246150	150 cm	6,5 kg
2-246200	200 cm	8,2 kg
2-246250	250 cm	9,9 kg
2-246300	300 cm	11,6 kg
2-246350	350 cm	13,3 kg
2-246400	400 cm	15,1 kg

- Reinforced
- Marked violet RAL4008*

Article no.	Length	Weight
2-247095*	95 cm	4,4 kg
2-247100	100 cm	4,5 kg



2-244065



2-245065



2-245066



2-246022 – 2-246400



2-247095 – 2-247100

MATO 2 Facade scaffolding

Extras for additional safety and flexibility.



Safety mandrel

- Made of steel

Article no.	Diameter
Z-528009 ✓	9 mm



Z-528009

Push-on spigot

- Push-on spigot for bracket 100 and 125 cm

Article no.	Length	Weight
2-251127	18 cm	2,1 kg



2-251127

Brick guards

- Made of aluminum
- With toe board
- Powder-coated on request

Article no.	Length	Height	Weight
2-134065 →	65 cm	100 cm	4,2 kg
2-134100 →	100 cm	100 cm	6,0 kg
2-134125 →	125 cm	100 cm	7,3 kg
2-134150 →	150 cm	100 cm	8,6 kg
2-134200 →	200 cm	100 cm	12,2 kg
2-134250 →	250 cm	100 cm	14,7 kg
2-134300 →	300 cm	100 cm	18,0 kg



2-134065



2-134200

Heavy-duty ledger

- Made of aluminum

Article no.	Length	Weight
2-148150	150 cm	7,0 kg
2-148200	200 cm	8,6 kg
2-148250	250 cm	10,0 kg
2-148300	300 cm	11,6 kg



2-148150 – 2-148300

MATO Facade scaffolding

Brackets.

Outside bracket

- Made of steel
- With push-on spigot

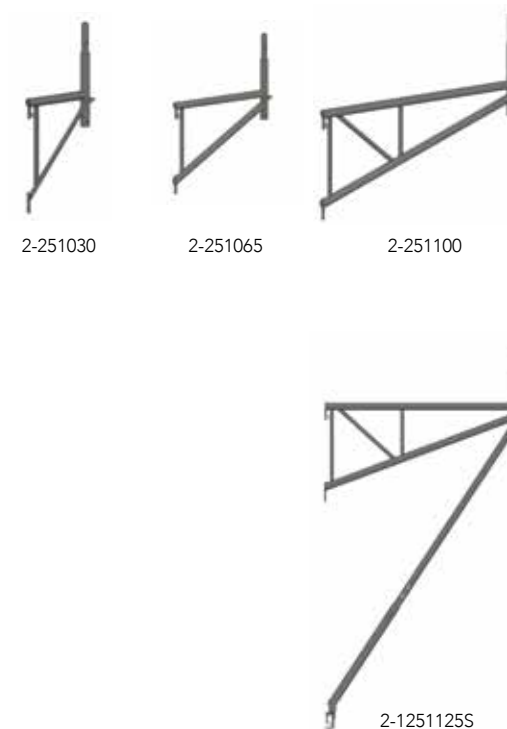
Article no.	Length	Weight
2-251020	20 cm	4,8 kg
2-251030	30 cm	5,2 kg
2-251065 ✓	65 cm	6,4 kg
2-251100	100 cm	9,1 kg
2-251125	125 cm	12,1 kg

- Made of aluminum
- With push-on spigot

Article no.	Length	Weight
2-151065	65 cm	3,5 kg

- SET items (three-part): Outside bracket, wall retainer, and bracket brace

Article no.	Length	Weight
2-251125S	125 cm	21,6 kg



Inside bracket

- Made of steel
- For hooking on

Article no.	Length	Weight
2-258015	15 cm	1,5 kg
2-258020	20,5 cm	1,7 kg
2-258030 ✓	30 cm	1,9 kg
2-259030 ✓	30 cm	1,9 kg
2-258060	60 cm	4,5 kg



Corner filler bracket

- For forming tube-free inside corners
- Compatible with MATO 1, MATO 2, and MATO 8 scaffolding systems

Article no.	Length	Width	Weight
1-160015	15 cm	15 cm	3,5 kg
1-160020	20 cm	20 cm	4,0 kg
1-160030	30 cm	30 cm	6,5 kg
1-160070	70 cm	70 cm	12,8 kg

Application example



MATO Facade scaffolding

Brackets.



Bracket brace

- For supporting brackets under high loads
- incl. pins and spring cotters
- Wall thickness 3,25 mm

Article no.	Size	Weight
2-263200 ✓	200 × 130 cm	10,5kg



2-263200

Application examples



Protective canopy bracket

- For protecting passers-by
- With platform groove
- Made of steel, diameter 48,3 × 3,25 mm

Article no.	Length	Width	Weight
2-265120 ✓	200 cm	120 cm	15,8kg
2-265180	200 cm	180 cm	18,5kg



2-265120

Application examples



Overlapping gap deck

- Made of aluminum
- With wind protection

Article no.	Length	Width	Weight	Load capacity
Z-117250	250 cm	30 cm	7,8 kg	200 kg/m ²
Z-117300	300 cm	30 cm	9,8 kg	200 kg/m ²



Z-117250

Compensation deck

- Made of aluminum
- Straight, with wind protection
- Eliminates gaps between brackets and frame scaffolding
- Compatible with MATO 1 and MATO 8 scaffolding systems

Article no.	Length	Width	Pl. height	Weight
2-165065	60 cm	60 cm	16,5 mm	4,7 kg
Z-165055	55 cm	62 cm	25 mm	4,2 kg



2-165065

MATO 2 Facade scaffolding

Securely mounted to the concrete.

Wall bracket

The wall bracket is used to hold the facade scaffolding wherever it cannot be placed on the ground.

- Three parts consisting of wall retainer, aluminum lattice girder, and inclined support (set items)

Article no.	Height	Length	Weight
1-267160 ✓	40 cm	160 cm	24,0 kg

- Wall retainer for wall bracket
- Made of steel

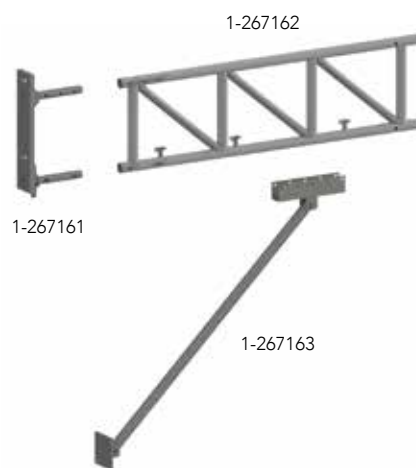
Article no.	Weight
1-267161 ✓	15,8 kg

- Lattice girder for wall bracket
- Made of aluminum

Article no.	Weight
1-267162 ✓	7,8 kg

- Inclined support for wall bracket for higher load capacity
- Including pins and spring cotters
- Made of steel

Article no.	Weight
1-267163 ✓	10,6 kg



Pin

Article no.	Diameter
Z-834001 →	12×60 mm
Z-834002 →	12×80 mm




Spring cotter

Article no.	Diameter
Z-850001 →	3 mm



MATO 2 Facade scaffolding

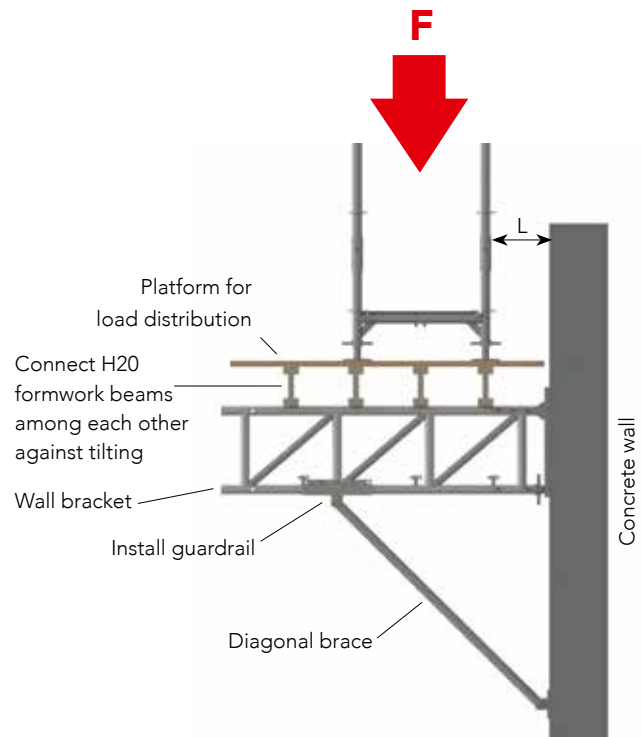
Securely mounted to the concrete.



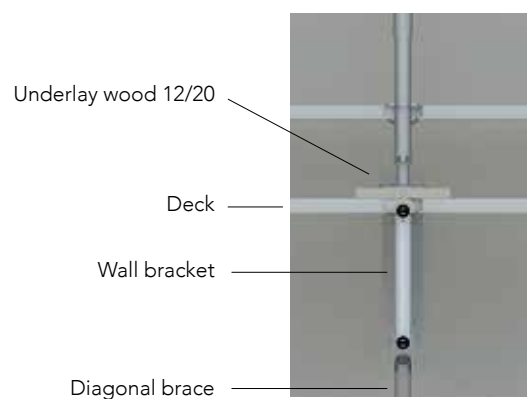
Length	F without diagonal brace
30 cm	1100 kg
60 cm	900 kg

Length	F with diagonal brace
30 cm	4000 kg
60 cm	2400 kg

Application example



Alternative



MATO 2 Facade scaffolding

All decks certified for tinsmith aisle.

Full-aluminum decks

- Up to 600 kg/m²
- Platform height 38 mm, with wind protection

Article no.	Length	Width	Weight	Load capacity
63-Z-111065	65 cm	60 cm	5,6 kg	600 kg/m ²
63-Z-111070	70 cm	60 cm	5,9 kg	600 kg/m ²
63-Z-111075	75 cm	60 cm	6,1 kg	600 kg/m ²
63-Z-111100	100 cm	60 cm	7,5 kg	600 kg/m ²
63-Z-111125	125 cm	60 cm	8,9 kg	600 kg/m ²
63-Z-111150	150 cm	60 cm	10,4 kg	600 kg/m ²
63-Z-111200	200 cm	60 cm	13,1 kg	600 kg/m ²
63-Z-111225	225 cm	60 cm	14,5 kg	450 kg/m ²
63-Z-111250	250 cm	60 cm	16,0 kg	450 kg/m ²
63-Z-111300	300 cm	60 cm	18,8 kg	200 kg/m ²



63-Z-111250

- Up to 600 kg/m²
- Platform height 38 mm, with wind protection

Article no.	Length	Width	Weight	Load capacity
63-Z-116065	65 cm	30 cm	3,6 kg	600 kg/m ²
63-Z-116070	70 cm	30 cm	3,8 kg	600 kg/m ²
63-Z-116100	100 cm	30 cm	4,8 kg	600 kg/m ²
63-Z-116125	125 cm	30 cm	5,7 kg	600 kg/m ²
63-Z-116150	150 cm	30 cm	6,6 kg	600 kg/m ²
63-Z-116200	200 cm	30 cm	8,3 kg	600 kg/m ²
63-Z-116250	250 cm	30 cm	10,0 kg	450 kg/m ²
63-Z-116300	300 cm	30 cm	15,5 kg	450 kg/m ²
63-Z-116350	350 cm	30 cm	17,8 kg	450 kg/m ²
63-Z-116400	400 cm	30 cm	20,1 kg	200 kg/m ²



63-Z-116250

Steel deck

- Up to 600 kg/m²
- Platform height 40 mm, with wind protection

Article no.	Length	Width	Weight	Load capacity
63-Z-218065	65 cm	30 cm	5,4 kg	600 kg/m ²
63-Z-218070	70 cm	30 cm	5,7 kg	600 kg/m ²
63-Z-218100	100 cm	30 cm	7,1 kg	600 kg/m ²
63-Z-218150	150 cm	30 cm	9,5 kg	600 kg/m ²
63-Z-218200	200 cm	30 cm	11,8 kg	600 kg/m ²
63-Z-218250	250 cm	30 cm	14,1 kg	450 kg/m ²
63-Z-218300	300 cm	30 cm	16,5 kg	300 kg/m ²
63-Z-218350	350 cm	30 cm	20,1 kg	300 kg/m ²
63-Z-218400	400 cm	30 cm	22,6 kg	200 kg/m ²



63-Z-218250

MATO 2 Facade scaffolding

All decks certified for tinsmith aisle.



Full-aluminum deck

- Up to 600kg/m²
- Platform height 18,5 mm, with wind protection

Article no.	Length	Width	Weight	Load capacity
Z-111065 ✓	65 cm	60 cm	5,0 kg	600 kg/m ²
Z-111070 ✓	70 cm	60 cm	5,3 kg	600 kg/m ²
Z-111075 →	75 cm	60 cm	5,7 kg	600 kg/m ²
Z-111100 ✓	100 cm	60 cm	6,9 kg	600 kg/m ²
Z-111125 ✓	125 cm	60 cm	8,3 kg	600 kg/m ²
Z-111150 ✓	150 cm	60 cm	9,8 kg	600 kg/m ²
Z-111180 →	180 cm	60 cm	11,4 kg	600 kg/m ²
Z-111200 ✓	200 cm	60 cm	12,6 kg	600 kg/m ²
Z-111225 →	225 cm	60 cm	14,1 kg	600 kg/m ²
Z-111250 ✓	250 cm	60 cm	15,4 kg	450 kg/m ²
Z-111300 ✓	300 cm	60 cm	18,3 kg	200 kg/m ²



Z-111250

- Up to 600kg/m²
- Platform height 18,5 mm, with wind protection

Article no.	Length	Width	Weight	Load capacity
Z-116065 ✓	65 cm	30 cm	3,1 kg	600 kg/m ²
Z-116070 ✓	70 cm	30 cm	3,2 kg	600 kg/m ²
Z-116075 →	75 cm	30 cm	3,4 kg	600 kg/m ²
Z-116100 ✓	100 cm	30 cm	4,3 kg	600 kg/m ²
Z-116125 ✓	125 cm	30 cm	5,5 kg	600 kg/m ²
Z-116140 →	140 cm	30 cm	5,8 kg	600 kg/m ²
Z-116150 ✓	150 cm	30 cm	6,0 kg	600 kg/m ²
Z-116200 ✓	200 cm	30 cm	7,7 kg	600 kg/m ²
Z-116225 →	225 cm	30 cm	8,6 kg	600 kg/m ²
Z-116250 ✓	250 cm	30 cm	9,4 kg	450 kg/m ²
Z-116300 ✓	300 cm	30 cm	14,8 kg	450 kg/m ²
Z-116350	350 cm	30 cm	17,1 kg	300 kg/m ²
Z-116400	400 cm	30 cm	19,4 kg	200 kg/m ²



Z-116250

- Up to 600kg/m²
- Platform height 25 mm, with wind protection

Article no.	Length	Width	Weight	Load capacity
Z-118065	65 cm	15 cm	2,2 kg	600 kg/m ²
Z-118070	70 cm	15 cm	2,3 kg	600 kg/m ²
Z-118075	75 cm	15 cm	2,4 kg	600 kg/m ²
Z-118100	100 cm	15 cm	2,9 kg	600 kg/m ²
Z-118125	125 cm	15 cm	3,3 kg	600 kg/m ²
Z-118150	150 cm	15 cm	3,8 kg	600 kg/m ²
Z-118200	200 cm	15 cm	4,7 kg	600 kg/m ²
Z-118250	250 cm	15 cm	5,6 kg	600 kg/m ²
Z-118300	300 cm	15 cm	8,5 kg	600 kg/m ²



Z-118250

MATO 2 Facade scaffolding

All decks certified for tinsmith aisle.

Full-aluminum deck

- Up to 600 kg/m²
- Platform height 18,5 mm, with wind protection

Article no.	Length	Width	Weight	Load capacity
Z-119065	65 cm	20 cm	2,6 kg	600 kg/m ²
Z-119070	70 cm	20 cm	2,7 kg	600 kg/m ²
Z-119075	75 cm	20 cm	2,8 kg	600 kg/m ²
Z-119100	100 cm	20 cm	3,2 kg	600 kg/m ²
Z-119125	125 cm	20 cm	3,8 kg	600 kg/m ²
Z-119150	150 cm	20 cm	4,3 kg	600 kg/m ²
Z-119180	180 cm	20 cm	4,8 kg	600 kg/m ²
Z-119200	200 cm	20 cm	5,3 kg	600 kg/m ²
Z-119225	225 cm	20 cm	5,8 kg	600 kg/m ²
Z-119250	250 cm	20 cm	6,4 kg	600 kg/m ²
Z-119300	300 cm	20 cm	9,3 kg	600 kg/m ²



Z-119250

Steel deck

- Up to 600 kg/m²
- Platform height 10 mm, with wind protection

Article no.	Length	Width	Weight	Load capacity
Z-218065	65 cm	30 cm	5,0 kg	600 kg/m ²
Z-218070	70 cm	30 cm	5,3 kg	600 kg/m ²
Z-218100	100 cm	30 cm	6,7 kg	600 kg/m ²
Z-218125	125 cm	30 cm	7,9 kg	600 kg/m ²
Z-218150	150 cm	30 cm	9,0 kg	600 kg/m ²
Z-218200	200 cm	30 cm	11,4 kg	600 kg/m ²
Z-218250	250 cm	30 cm	13,7 kg	450 kg/m ²
Z-218300	300 cm	30 cm	16,1 kg	300 kg/m ²
Z-218350	350 cm	30 cm	19,7 kg	300 kg/m ²
Z-218400	400 cm	30 cm	22,2 kg	200 kg/m ²



Z-218250

MATO 2 Facade scaffolding

All decks certified for tinsmith aisle.



Aluminum deck with hatch and ladder

- Up to 300 kg/m²
- Platform height 38 mm, with wind protection

Article no.	Length	Width	Weight	Load capacity
63-Z-114150	150 cm	60 cm	20,1 kg	300 kg/m ²
63-Z-114200	200 cm	60 cm	23,0 kg	300 kg/m ²
63-Z-114250	250 cm	60 cm	24,2 kg	200 kg/m ²
63-Z-114300	300 cm	60 cm	28,4 kg	200 kg/m ²

- Up to 300 kg/m²
- Platform height 18,5 mm, with wind protection

Article no.	Length	Width	Weight	Load capacity
Z-114100	100 cm	60 cm	12,0 kg	300 kg/m ²
Z-114150	150 cm	60 cm	19,5 kg	300 kg/m ²
Z-114200 ✓	200 cm	60 cm	22,4 kg	300 kg/m ²
Z-114250 ✓	250 cm	60 cm	23,6 kg	200 kg/m ²
Z-114300 ✓	300 cm	60 cm	27,8 kg	200 kg/m ²

Aluminum deck with hatch and ladder light

- Up to 300 kg/m²
- Platform height 38 mm, with wind protection

Article no.	Length	Width	Weight	Load capacity
63-Z-115150	150 cm	60 cm	17,1 kg	300 kg/m ²
63-Z-115200	200 cm	60 cm	19,0 kg	300 kg/m ²
63-Z-115225	225 cm	60 cm	20,2 kg	200 kg/m ²
63-Z-115250	250 cm	60 cm	22,0 kg	200 kg/m ²
63-Z-115300	300 cm	60 cm	23,2 kg	200 kg/m ²

- Up to 300 kg/m²
- Platform height 18,5 mm, with wind protection

Article no.	Length	Width	Weight	Load capacity
Z-115150	150 cm	60 cm	16,6 kg	300 kg/m ²
Z-115200	200 cm	60 cm	18,4 kg	300 kg/m ²
Z-115250	250 cm	60 cm	18,5 kg	200 kg/m ²
Z-115300	300 cm	60 cm	22,6 kg	200 kg/m ²



MATO 2 Facade scaffolding

Stairs.

Aluminum stairs

- With landing

Article no.	Length	Width	Height	Weight
Z-572150	150 cm	60 cm	125 cm	11,3 kg



Z-572150

Z-571150

- Non-slip
- 18 cm tread depth
- With single stringer
- Made of aluminum

Article no.	Length	Width	Height	Weight
Z-571150	150 cm	60 cm	125 cm	13,3 kg
Z-572050	70 cm	60 cm	50 cm	5,8 kg
Z-572075	100 cm	60 cm	75 cm	7,7 kg
Z-572200	200 cm	60 cm	200 cm	15,9 kg
Z-572250 ✓	250 cm	60 cm	200 cm	17,6 kg



Z-572050

Z-572075

- With landing

Article no.	Length	Width	Height	Weight
Z-571250 →	250 cm	60 cm	200 cm	23,6 kg
Z-572300 ✓	300 cm	60 cm	200 cm	24,4 kg



Z-571250
Z-572300

Z-572250

- Non-slip
- 18 cm tread depth
- With double stringer
- Made of aluminum

Article no.	Length	Width	Height	Weight
Z-573250	250 cm	60 cm	200 cm	18,1 kg
Z-573300	300 cm	60 cm	200 cm	28,7 kg
Z-574150	150 cm	90 cm	125 cm	18,6 kg
Z-574250	250 cm	90 cm	200 cm	27,2 kg



Z-573250

Z-573300

MATO 2 Facade scaffolding

Stairs.



Stair guardrail

- Made of steel

Article no.	Length	Height	Weight
Z-272050	100 cm	57 cm	8,2 kg

- Made of steel

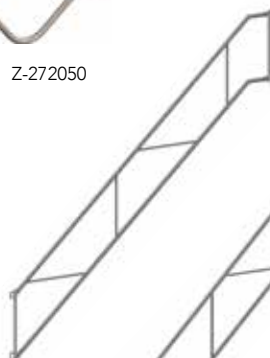
Article no.	Length	Height	Weight
2-273250 ✓	200 cm	200 cm	13,5 kg
2-273300 ✓	300 cm	200 cm	17,1 kg

- Made of aluminum

Article no.	Length	Height	Weight
2-173250 →	250 cm	200 cm	8,0 kg
2-173300 →	300 cm	200 cm	9,4 kg



Z-272050



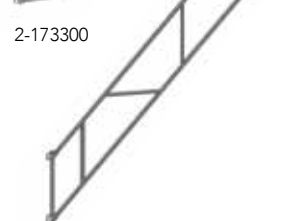
2-273250



2-273300



2-173300



2-173250




MATOFacade scaffolding

Stairs.

Stair handrail

- Made of steel
- Two-part staircase handrail suitable for staircase Z-572250

Article no.	Length	Weight
2-272150 →	150 cm	4,1 kg
2-272250 →	250 cm	5,3 kg
2-272300 →	300 cm	6,5 kg




- Made of aluminum

Article no.	Length	Weight
2-172250 →	250 cm	4,7 kg
2-172300 →	300 cm	5,3 kg



MATO Facade scaffolding

Stairs.



Special tie bar

- For longitudinal scaffolding width reductions and stairway entrances
- Frames and guardrail posts can be attached
- Made of steel
- Max. 1 frame attachable
- Can be used only with aluminum or steel platforms

Article no.	Width	Weight
2-272065 ✓	65 cm	4,8 kg
2-272095	95 cm	6,1 kg

- SET item: with centring tube Ø 38 × 3 mm

Article no.	Width	Weight
2-272065S	65 cm	6,2 kg

Centring tube

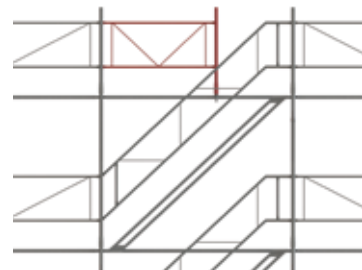
- Made of steel

Article no.	Diameter	Weight
2-272001	38 × 3 mm	0,7 kg



2-272065

Application example



2-272001

MATO 2 Facade scaffolding

Weather protection.

Weather protection canopy

- Made of steel

Article no.	Length	Weight
2-586210	220 cm	14,0kg

- With wedge coupling

Article no.	Length	Weight
2-586225	220 cm	12,5 kg

- Made of steel
- With screw coupling

Article no.	Length	Weight
2-586226	220 cm	12,6kg



Horizontal brace

- Made of steel

Article no.	Length	Weight
1-231070 →	70cm	1,1 kg
1-231100 →	100 cm	1,5 kg
1-231150 →	150 cm	2,2 kg
1-231200 →	200 cm	3,0 kg
1-231250 →	250 cm	3,8 kg
1-231300 →	300 cm	4,5 kg

- Made of aluminium

Article no.	Length	Weight
1-131070 →	70 cm	0,5 kg
1-131100 →	100 cm	0,7 kg
1-131125 →	125 cm	0,9 kg
1-131150 →	150 cm	1,1 kg
1-131180 →	180 cm	1,4 kg
1-131200 →	200 cm	1,5 kg
1-131225 →	225 cm	1,7 kg
1-131250 →	250 cm	1,9 kg
1-131300 →	300 cm	2,2 kg



MATO 2 Facade scaffolding

Weather protection.




The economic solution: walkway roofing

- Adjustable
- Water drainage to the inside or outside possible
- Can be mounted on any facade scaffolding, width depending on system
- The only storm-safe catwalk roof

Article no.	Designation	Length	Weight
N-2-586225	Set item for MATO 2*	210 cm	4,4 kg

* Set item consisting of upright tube (large and small), aluminum rail, and clip




Sheeting 650 g/m for walkway roof

- With piping
- Colour marking
- Also available in custom colours with logo

Article no.	Width	Length	Weight
N-587070	■ 70 cm	225 cm	1,1 kg
N-587100	■ 100 cm	225 cm	1,3 kg
N-587125	■ 150 cm	225 cm	1,6 kg
N-587150	■ 150 cm	225 cm	1,9 kg
N-587200	■ 200 cm	225 cm	2,8 kg
N-587250	■ 250 cm	225 cm	3,3 kg
N-587300	■ 300 cm	225 cm	3,8 kg

Other widths on request.



Sheet clamp

- Set: Aluminum sheet clamp, incl. spring clip

Article no.	Length	Weight
N-588040	30 cm	1,4 kg

Spring clip

- For sheet clamp
- Ø 12x60 mm

Article no.	Weight
N-850001	0,1 kg



MATO Facade scaffolding

Toe board.

Wooden toe board

- Wooden board with galvanised steel bracket
- Unplaned, 27 mm thick wooden board
- Red basic waterproofing RAL3031

Article no.	Length	Height	Weight
2-510100 ✓	100 cm	15 cm	1,9 kg
2-510125 ✓	125 cm	15 cm	2,3 kg
2-510150 ✓	150 cm	15 cm	2,8 kg
2-510200 ✓	200 cm	15 cm	3,6 kg
2-510250 ✓	250 cm	15 cm	4,4 kg
2-510300 ✓	300 cm	15 cm	5,2 kg



2-510100 – 2-510300

Wooden toe board, painted

- Wooden toe board painted in custom RAL colour
- Lengths of 200 cm and more are labelled

Article no.	Length	Height	Weight
2-514100	100 cm	15 cm	1,9 kg
2-514125	125 cm	15 cm	3,1 kg
2-514150	150 cm	15 cm	2,7 kg
2-514200	200 cm	15 cm	3,6 kg
2-514250	250 cm	15 cm	4,4 kg
2-514300	300 cm	15 cm	5,2 kg



2-514100 – 2-514300

- Wooden end toe board painted in custom RAL colour

Article no.	Length	Height	Weight
2-514065	65 cm	15 cm	1,3 kg
2-514095	95 cm	15 cm	1,8 kg



2-514065

Toe board holder

- Made of steel

Article no.	Weight
2-510010	0,7 kg



2-510010

MATO 2 Facade scaffolding

Toe board.



Aluminum toe board

- Made of aluminum, with galvanised steel bracket

Article no.	Length	Height	Weight
2-512100 ✓	100 cm	15 cm	1,2 kg
2-512125 ✓	125 cm	15 cm	1,6 kg
2-512140	140 cm	15 cm	1,9 kg
2-512150 ✓	150 cm	15 cm	2,2 kg
2-512200 ✓	200 cm	15 cm	2,5 kg
2-512225	225 cm	15 cm	2,8 kg
2-512250 ✓	250 cm	15 cm	3,0 kg
2-512300 ✓	300 cm	15 cm	3,6 kg



2-512100 – 2-512300

- Aluminum end toe board

Article no.	Length	Height	Weight
2-512065 ✓	65 cm	15 cm	0,8 kg
2-512095	95 cm	15 cm	1,2 kg



2-512065

Aluminum toe board, powder-coated

- Made of aluminum, powder-coated

Article no.	Length	Height	Weight
2-516100	100 cm	15 cm	1,2 kg
2-516125	125 cm	15 cm	1,6 kg
2-516150	150 cm	15 cm	1,9 kg
2-516200	200 cm	15 cm	2,5 kg
2-516225	225 cm	15 cm	2,8 kg
2-516250	250 cm	15 cm	3,0 kg
2-516300	300 cm	15 cm	3,6 kg



2-516100 – 2-516300

- Aluminum end toe board, powder-coated

Article no.	Length	Height	Weight
2-516065	65 cm	15 cm	0,8 kg
2-216095	95 cm	15 cm	1,2 kg



2-516065

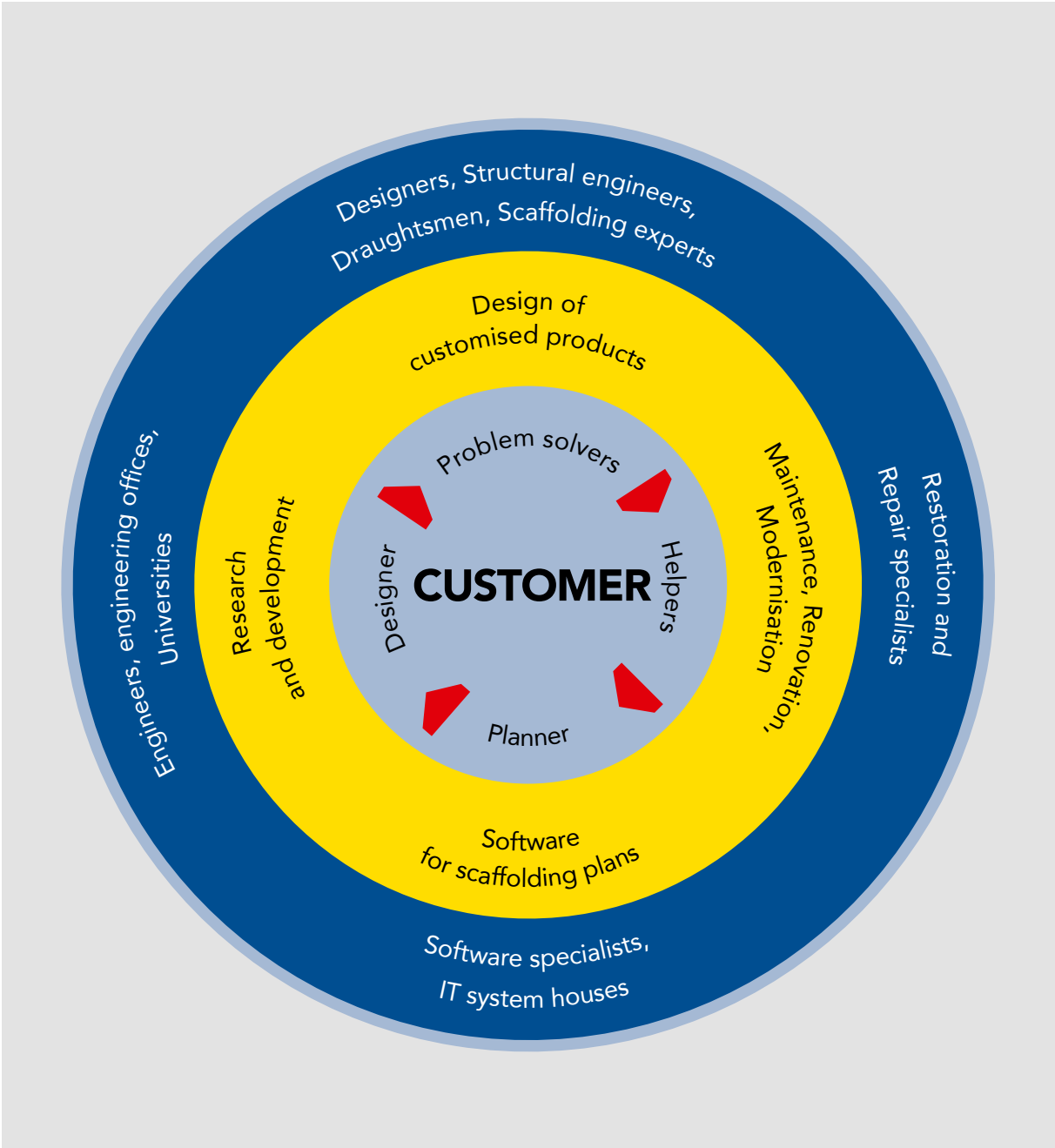
Toe board adhesive

- incl. labour

Article no.	Length
Z-999050	0–50 cm
Z-999051	51–100 cm
Z-999052	101–150 cm
Z-999053	151–200 cm

MATO 2 Facade scaffolding

360° competence for scaffolding.

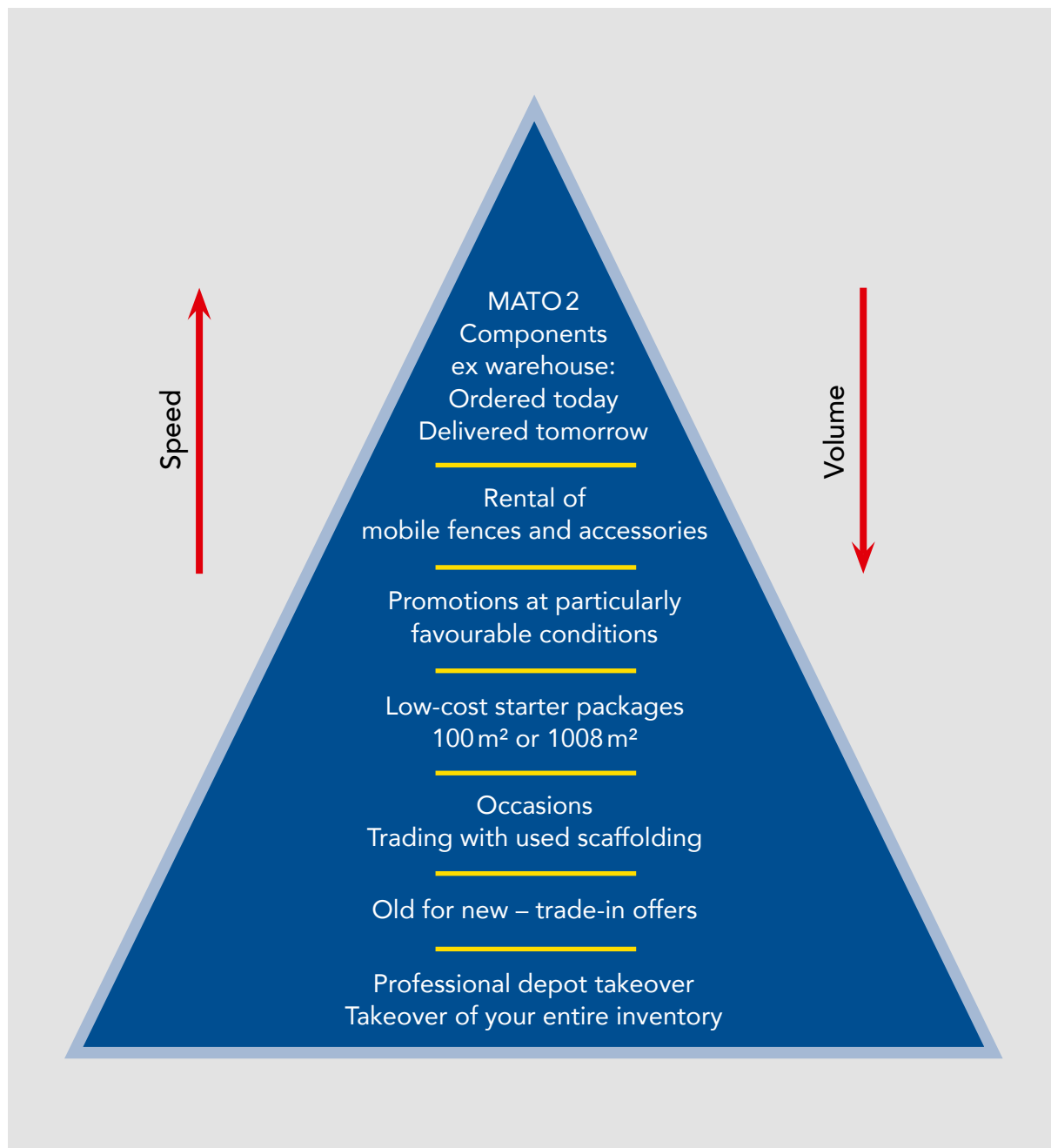


We will find the optimal solution for your problem.

We love challenges. Benefit from our know-how, which has grown over decades, and from our loyal team of experienced employees.

MATO 2 Facade scaffolding

Ordering and financing.



Benefit from attractive and interesting offers.

Our aim is to supply you quickly and directly. We will be happy to provide you with a personal offer. Stay up to date by subscribing to our newsletter.

MATO 2 Facade scaffolding


Proven safety.

Simulation and static calculations

Static calculations ensure that you work safely on the scaffolding. Contact us for complicated tasks. We are keen to help you plan your scaffolding precisely with our SCAFFMAX software.

Trial and testing

In test series with steel balls that fall from standardised drop heights, as well as rolling masses that roll down at defined angles from standardised heights, we ensure that our products do not fail alone or in combination, even in extreme cases.



To ensure that you move safely on stairs, they are subjected to continuous alternating load tests with 300'000 load cycles and a frequency of 2 Hz on the middle and lower steps in accordance with DIN EN 12810-1. Subsequently, the weld seams are examined. There must be no cracks in the process so that your safety is ensured as a result.



MATO 2 Facade scaffolding

Innovation since 1995.



Tobler[®]
since 1995
Scaffolding. Formwork.

Enjoyment of industrial construction


In 1995, Tobler was the first company in the world to develop an extruded scaffolding deck made of solid aluminum and launched it on the market in 1996.

Just one year later, another world première followed: the aluminum deck with hatch and ladder.

Since then, year after year, Tobler has developed a wide range of innovations for the construction industry that make your life safer and easier.

27 years of experience in scaffolding

Our facade and modular scaffolding has become even better every year through innovations. Driven by our ambition to deliver the best to you, we will continue to develop our offering, research patentable solutions and continually test new ideas in the market.




MATO Facade scaffolding

Speed	Fast service – convenience for the customer.
Accuracy	We track the life cycle of our products and measure our services consistently.
Efficiency	We strive to combine speed and accuracy – and help you to reduce your costs.
Accessibility	We strive to provide first-class customer service – at all times.
Openness	If you're happy with us, please recommend us to others – otherwise, we welcome your suggestions at any time.
Responsibility	Maximum safety through certified products.
Innovation	We will never stop – Tobler stands for innovation in scaffolding



Tobler Storage

Organizing more efficiently.



Frame racks

- Rack for 36 scaffolding frames

Article no.	Length	Width	Weight
2-280065	250 cm	65 cm	78,6 kg
2-280095	250 cm	95 cm	88,0 kg
2-280130	250 cm	130 cm	94,1 kg



2-280065

- For 45 scaffolding frames
- Made of aluminum

Article no.	Length	Width	Weight
2-180065	260 cm	65 cm	36,1 kg



2-180065

- For 20 scaffolding frames
- two-part, dismantlable, stackable

Article no.	Length	Width	Weight
2-281065	200 cm	65 cm	38,0 kg
2-281095	200 cm	95 cm	41,8 kg



2-281065

- For 20 scaffolding frames
- Made of steel, foldable

Article no.	Length	Width	Weight
2-283065	200 cm	65 cm	74,6 kg



2-283065

Guardrail racks

- Guardrail rack made of steel
- For 25 guardrails
- Dismountable, stackable

Article no.	Length	Width	Weight
2-282150	118 cm	58 cm	24,6 kg



2-282150

- Steel guardrail rack, foldable
- For 34 guardrails

Article no.	Length	Width	Weight
2-284065	250 cm	60 cm	70,6 kg



2-284065

Note: You can find even more solutions for an efficient warehouse in our catalogue **Tobler Storage**.

Tobler Storage

Lattice and stackable boxes.

Safely stored and stacked

Our lattice boxes are a space-saving solution for secure storage in the building yard, during transport and on the construction site.

Tobler pallets and storage racks feature impressive strength, stability and durability.

Goods can therefore be stacked safely at any height.

Lattice box with lengthwise folding part

• 4 units, stackable

Article no.	Length	Width	Height	Load-bearing capacity
B-210060	60 cm	80 cm	50 cm	2,0 t
B-210120	120 cm	80 cm	80 cm	2,0 t



B-210120

Stackable box with open sides

Article no.	Length	Width	Height	Load-bearing capacity
B-211060	60 cm	80 cm	50 cm	1,5 t
B-211120	120 cm	80 cm	80 cm	1,5 t



B-211120

Stackable box, open all around

Article no.	Length	Width	Height	Load-bearing capacity
B-212060	60 cm	80 cm	50 cm	1,5 t
B-212120	120 cm	80 cm	80 cm	1,5 t
B-212240	240 cm	80 cm	80 cm	1,5 t



B-212120

Steel box with flap

• 4 units, stackable


Article no.	Length	Width	Height	Load-bearing capacity
B-216060	60 cm	80 cm	50 cm	2,0 t
B-216120	120 cm	80 cm	80 cm	2,0 t



B-216120

Tobler Storage

Lattice and stackable boxes.



We're flexible

Among others, we've optimised the transport of empty storage racks for you. Thanks to removable corner bars, you can reduce the transport volume.

We also produce lattice boxes and storage racks to **customer specifications**.



Steel tube pallet

Article no.	Length	Width	Height	Load-bearing capacity
54-B-212085	85 cm	85 cm	87 cm	1,5 t
54-B-212120	125 cm	85 cm	87 cm	1,5 t



54-B-212120

Pallet for long items

Article no.	Length	Width	Height	Load-bearing capacity
52-1911010	60 cm	120 cm	68 cm	2,0 t
52-1911011	100 cm	120 cm	68 cm	2,0 t



52-1911011

Transport frames

Article no.	Length	Width	Height	Load-bearing capacity	Type
52-1912005	105 cm	103 cm	78 cm	1,0 t	TR-Tritt
52-1912015	160 cm	103 cm	47 cm	1,0 t	div.AR-CS
52-1912020	160 cm	103 cm	78 cm	1,0 t	B-Brett



52-1912015

Storage rack for props

Article no.	Length	Width	Height	Load-bearing capacity
84-F-210080	120 cm	80 cm	70 cm	2,0 t



84-F-210080

MATOS Safety accessories

Buying at a reasonable price.

Scaffolding protection nets

- Type 37 RASCHEL
- All nets have a robust buttonhole overstitching
- Woven PE fabric, approx. 37 g/m²
- Also available in company colours for large quantities

Article no.	Length	Width	Wind permeability approx.
S-720250	100 m	2,5 m	60%
S-720300	100 m	3,0 m	60%
S-720400	100 m	4,0 m	60%
S-720500	100 m	5,0 m	60%

- Type 40 ECO
- PE monofilament fabric, 42g/m²
- Mesh size 10 × 3 mm
- Also available in company colours for large quantities

Article no.	Length	Width	Wind permeability approx.
S-722250	100 m	2,5 m	70%
S-722300	100 m	3,0 m	70%
S-722400	100 m	4,0 m	70%

- Type 50 MATO
- PE monofilament fabric, 50g/m²
- Mesh size 8 × 3 mm
- Also available in company colours for large quantities

Article no.	Length	Width	Wind permeability approx.
S-724250	100 m	2,5 m	65%
S-724300	100 m	3,0 m	65%
S-724400	100 m	4,0 m	65%

- Type 55 RAFIA
- Woven PE fabric, 55g/m² (also printable)
- Mesh size 8 × 3 mm
- Choice of colours: black, white, green, blue, red, yellow, orange


Article no.	Length	Width	Wind permeability approx.
S-728250	100 m	2,57 m	50%



Type 37



Type 40




Type 50



Type 55

MATOS Safety accessories

Buying at a reasonable price.



Scaffolding protection nets

- Type 230 MESH
- Perforated PVC, 340g/m² (also printable)
- Mesh size 3 × 1 mm
- Full-surface digital print in photographic quality (suitable for megaposters)
- Also available in fire-retardant quality B1–5,1
- Colour: white

Article no.	Length	Width	Wind permeability
S-736175	3,40m	1,75m	approx. 10%



Typ 230

Scaffolding sheeting

- Reinforced scaffolding sheeting, 220g/m²

Article no.	Length	Width	Weight
S-710140	20m	1,40m	6,4kg
S-710240	20m	2,40m	11,0kg
S-710250	20m	2,70m	12,5kg
S-710300	20m	3,20m	15,3kg
S-710400	20m	4,10m	19,6kg



S-710140 – S-710400

Walkway net type 200 T

Article no.	Length	Width	Colour
S-735008	8,0m	2,0m	Orange
S-735013	13,0m	2,0m	Orange
S-735025	25,0m	2,0m	Orange
S-735050	50,0m	2,0m	Orange



Typ 200 T

Strap

Article no.	Length	Colour
S-750030	35cm	Blue
S-750160	160cm	Blue



S-750160

Sheet fasteners

- Net/cable ties

Article no.	Description	Length	Width	Pcs/package
S-750012	Net/ cable ties	300mm	4,8mm	11'000
S-750014	Net/ cable ties	370mm	7,6mm	4500
S-750020	Flexible toggle ties	300mm	–	1000



S-750012



S-750020

MATOS Safety accessories

Buying at a reasonable price.

Safety signage

- Signs with loading information
- Without steel frame

Article no.	Language	Length	Height	Colour
S-760011	German	60cm	40cm	Yellow
S-760012	French	60cm	40cm	Yellow
S-760013	Italian	60cm	40cm	Yellow
S-760014	English	60cm	40cm	Yellow

- Signs with load information
- Without steel frame

Article no.	Language	Length	Height	Colour
S-760021	German	60cm	40cm	White
S-760022	French	60cm	40cm	White
S-760023	Italian	60cm	40cm	White
S-760024	English	60cm	40cm	White

- Auxiliary sign for safety sign
- Mandatory according to the new Construction Work Ordinance BauAV 2022

Article no.	Language	Length	Height	Colour
S-760320	German	60cm	18cm	White
S-760321	French	60cm	18cm	White
S-760322	Italian	60cm	18cm	White
S-760323	English	60cm	18cm	White

- Signs with steel frame and mount

Article no.	Language	Length	Height	Colour
S-760111	German	60cm	40cm	Yellow
S-760112	French	60cm	40cm	Yellow
S-760113	Italian	60cm	40cm	Yellow
S-760114	English	60cm	40cm	Yellow

- Signs with steel frame and mount

Article no.	Language	Length	Height	Colour
S-760121	German	60cm	40cm	White
S-760122	French	60cm	40cm	White
S-760123	Italian	60cm	40cm	White
S-760124	English	60cm	40cm	White



S-760014



S-760024



S-760323



S-760114



S-760124

MATOS Safety accessories

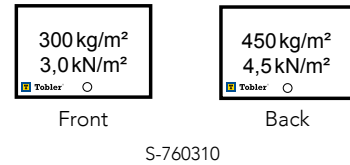
Buying at a reasonable price.



Safety signage

- Small auxiliary sign, front 300kg/m², rear 450kg/m²

Article no.	Length	Height	Colour
S-760310	25 cm	15 cm	White



Front

Back

S-760310

- Steel frame for safety sign
- With screw coupling

Article no.	Length	Height
S-760212	60 cm	40 cm



S-760212

Sleeve for scaffolding test certificate

- Mandatory according to the new Construction Work Ordinance BauAV 2022

Article no.	Language	Format
S-760333	German	DIN A5
S-760334	German	DIN A4
S-760335	French	DIN A5
S-760338	French	DIN A4
S-760336	Italian	DIN A5
S-760339	Italian	DIN A4
S-760337	English	DIN A5
S-760340	English	DIN A4



S-760337

S-760340

Safety sheeting

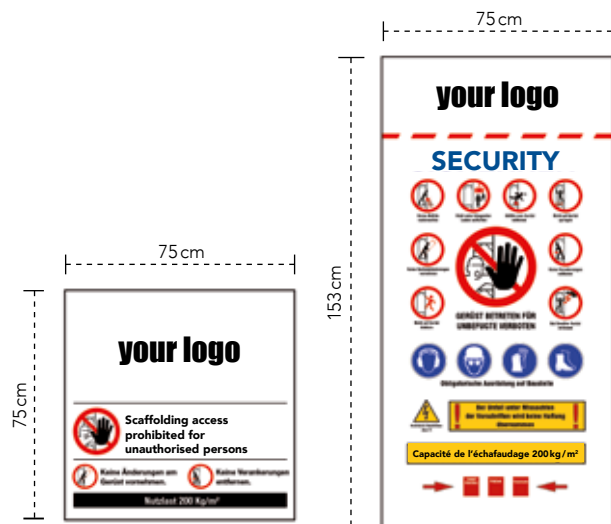
- Safety sheeting, PVC
- DIN 75200, 670g/m²
- Flame resistant

Article no.	Language	Length	Height
S-760001	German	75 cm	75 cm
S-760003	French	75 cm	75 cm
S-760004	Italian	75 cm	75 cm
S-760005	English	75 cm	75 cm

Other sheet sizes available at customer's request

Article no.	Language	Length	Height
S-760002	German	75 cm	153 cm
S-760006	French	75 cm	153 cm
S-760007	Italian	75 cm	153 cm
S-760008	English	75 cm	153 cm

Other sheet sizes available at customer's request



S-760005

S-760008

Note: You can find more accessories for even more safety in our catalogue **Tobler** Trading.

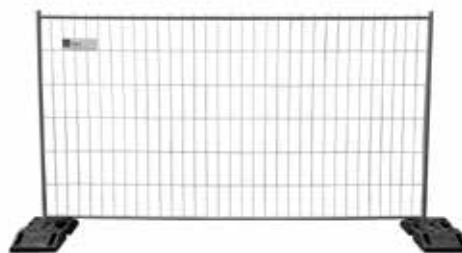
MATO B Construction devices

Mobile fences.

Mobile fence «Standard»

- Hot-dip galvanised, light and inexpensive design
- Mesh size: vertical: 100mm/horizontal: 300mm
- Wire diameter: vertical: 3,4mm/horizontal: 3,8mm

Article no.	Length	Height	Weight
B-200120	220 cm	120 cm	9,9kg
B-200200	220 cm	200 cm	11,0kg
B-200350	350 cm	200 cm	15,2kg

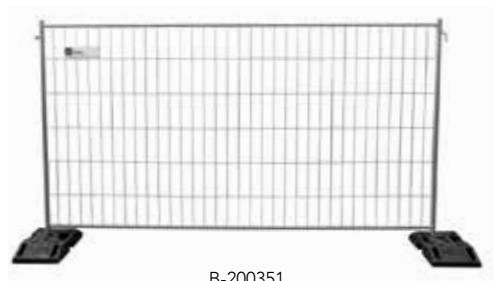


B-200350

Mobile fence «Professional»

- Hot-dip galvanised
- Wire diameter: vertical: 3,5mm/horizontal 4mm
- With welded hooks and eyelets


Article no.	Length	Height	Weight
B-200201	220 cm	200 cm	17,2kg
B-200351	350 cm	200 cm	20,6kg
B-200352	350 cm	120 cm	9,9kg



B-200351

MATOB Construction devices

Accessories for mobile fence.



Pedestal made of plastic

Article no.	Length	Width	Height	Weight
B-310028	75 cm	38 cm	13 cm	25,0 kg



B-310028

Steel base

Article no.	Length	Width	Height	Weight
B-310030	40 cm	25 cm	15 cm	4,5 kg



B-310030

Connecting lash

Article no.	Weight
B-261002	0,3 kg



B-261002

Swivel joint for door mounting

Article no.	Weight
B-200001	1,0 kg



B-200001

Plastic wheel










Article no.	Wheel diameter	Weight
B-200002	Ø 200 mm	1,5 kg



B-200002


MATO Scaffoldings

Efficiency. Flexibility. Safety.

<p>Facade scaffoldings</p>	<p>MATO 1 MATO 2</p>	<p>MATO 53 CK compatible with your existing scaffolding MATO 54 Lay MATO 62 Ple MATO 65 Hün</p>	
<p>All-in-one scaffolding system</p>	<p>MATO 3 MATO 8</p>	<p>MATO Connect Road Bridge MATO Connect Bridge Beam</p>	
<p>Roof systems</p>	<p>MATO Pro</p>	<p>MATO Pro Anti-fall protection MATO Pro Temporary roof systems MATO Pro Walkway roofing</p>	
<p>Mobile scaffoldings</p>	<p>MATO R</p>	<p>MATO R Profi MATO R Pro MATO R One Man Tower MATO R Eco</p>	
<p>Work scaffolding on construction sites</p>	<p>MATO T</p>	<p>MATO T Stair towers MATO T Cable bridges MATO T Ramps for site access MATO T Scaffoldings for Concreting and Reinforcement</p>	
<p>Events</p>	<p>MATO E</p>	<p>MATO E Stages & Tribunes MATO E Event-Service/Support MATO E R & D</p>	
<p>Accessories</p>	<p>MATO Z</p>	<p>MATO Z Scaffolding accessories MATO S Safety accessories MATO B Construction devices Tobler Logistics</p>	
<p>Storage solutions</p>	<p>Tobler Storage</p>	<p>Tobler Cantilever Shelving Tobler Pallet Shelving Tobler Floor Special Shelving Tobler Lattice boxes / Steel boxes Tobler Pallets and Racks</p>	
<p>Services</p>	<p>Tobler Services</p>	<p>R & D / Static calculations / CAD / Trainings / Customer solutions / Customized Solutions / Finance and Consulting Second hand / Trade-in old for new</p>	

Tobler Formwork

The joy of industrial construction.



<p>Wall formwork</p>	<p>Tobler Wall</p>	<p>Tobler Top Tobler Manu Master Pro (Ringer) Master steel/ alu (Ringer) System 2000 steel/ alu (Ringer)</p>	
<p>Slab formwork</p>	<p>Tobler Sky</p>	<p>Tobler Deck Tobler Desk Slab Table / Kart Tobler Flex AluDEK (Ringer) DEKplus Slab Table (Ringer)</p>	
<p>Individual formwork</p>	<p>Tobler I</p>	<p>Tobler Rex Girder wall formwork Tobler Varia Circular formwork Tobler Project Special formwork</p>	
<p>Shoring systems</p>	<p>Tobler H</p>	<p>Tobler Tower Heavy-Duty Props Tobler T22 Load-bearing system</p>	
<p>Work scaffolding on construction sites</p>	<p>MATO T</p>	<p>MATO T Reinforcement scaffolding MATO T Ramps for site access, MATO T Towers / Cable bridges MATO R Pro / Eco MATO R One Man Tower</p>	
<p>Engineering</p>	<p>Tobler Kit</p>	<p>MATO 3 MATO 8 MATO Connect Road Bridge MATO Connect Bridge Beam</p>	
<p>Accessories</p>	<p>Tobler Accessories</p>	<p>Tobler Formwork accessories Tobler Construction devices Tobler Logistics Tobler Storage solutions</p>	
<p>Services</p>	<p>Tobler Services</p>	<p>Tobler Rent Tobler ForU Tobler Care Tobler Revalued</p>	
<p>Digital services</p>	<p>my Tobler</p>	<p>Tobler Formwork planner Tobler Engineering</p>	



At home in Switzerland – anchored in Europe

We are developing the internationalisation of our product range.



**Order
& advice**
bestellung@tobler-ag.com
+41 71 886 06 06

Copyright 2024 Tobler AG / 04.2024

« Whether façade or roof, old building or new: MATO2 is compact, light, flexible, and fast – and that’s why it’s been one of the most popular scaffolding systems on the market for many years. »



Mario Page
Director Export
International
Formwork & Scaffolding

